

Re-imagining the North Shore Technology Workforce

Sara Frain
Vice President, Programs & Policy
MassTLC

Who is MassTLC?

- The Mass Technology Leadership Council (MassTLC) is the region's leading technology association.
- We bring together stakeholders in industry, academia, non-profits, and the public sector to accelerate innovation, growth, and the development of an inclusive tech ecosystem in Massachusetts.
- We do this through:
 - Creating connections
 - Offering our members visibility and a platform to advance their collective interests
 - Providing access to industry-leading content and ideas

Tech Impact on Massachusetts Economy



20,948

Tech Sector Payrolled Businesses



\$73.1B

Total 2020 Tech Sector Wages



450,548

Net Tech Employment



44%

Tech Employment as % of Total MA payroll



\$1.4B

Tech Sector Taxes



\$110.6B

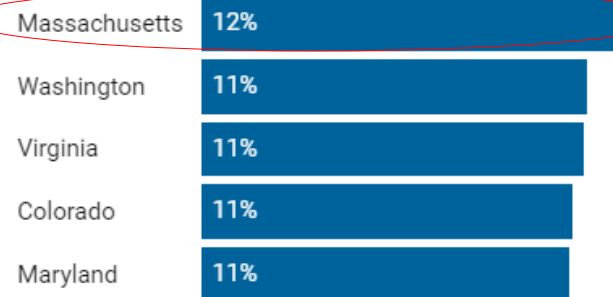
Tech Sector Total GSP

Source: CompTIA

Tech Impact on Massachusetts Economy


Top 5 States by Concentration of Tech Sector Jobs

■ Percent of Total Workforce



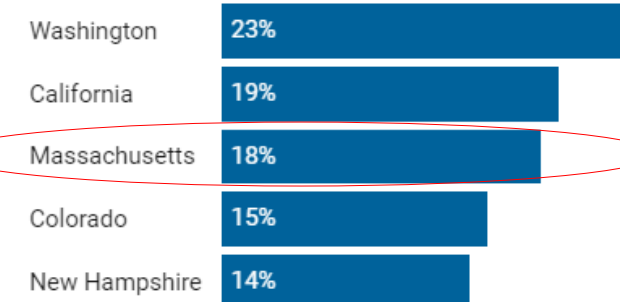
Tech Employment in Massachusetts

■ Number of Jobs



Top 5 States by Tech Sector Economic Impact as % of State's Economy

■ % GSP



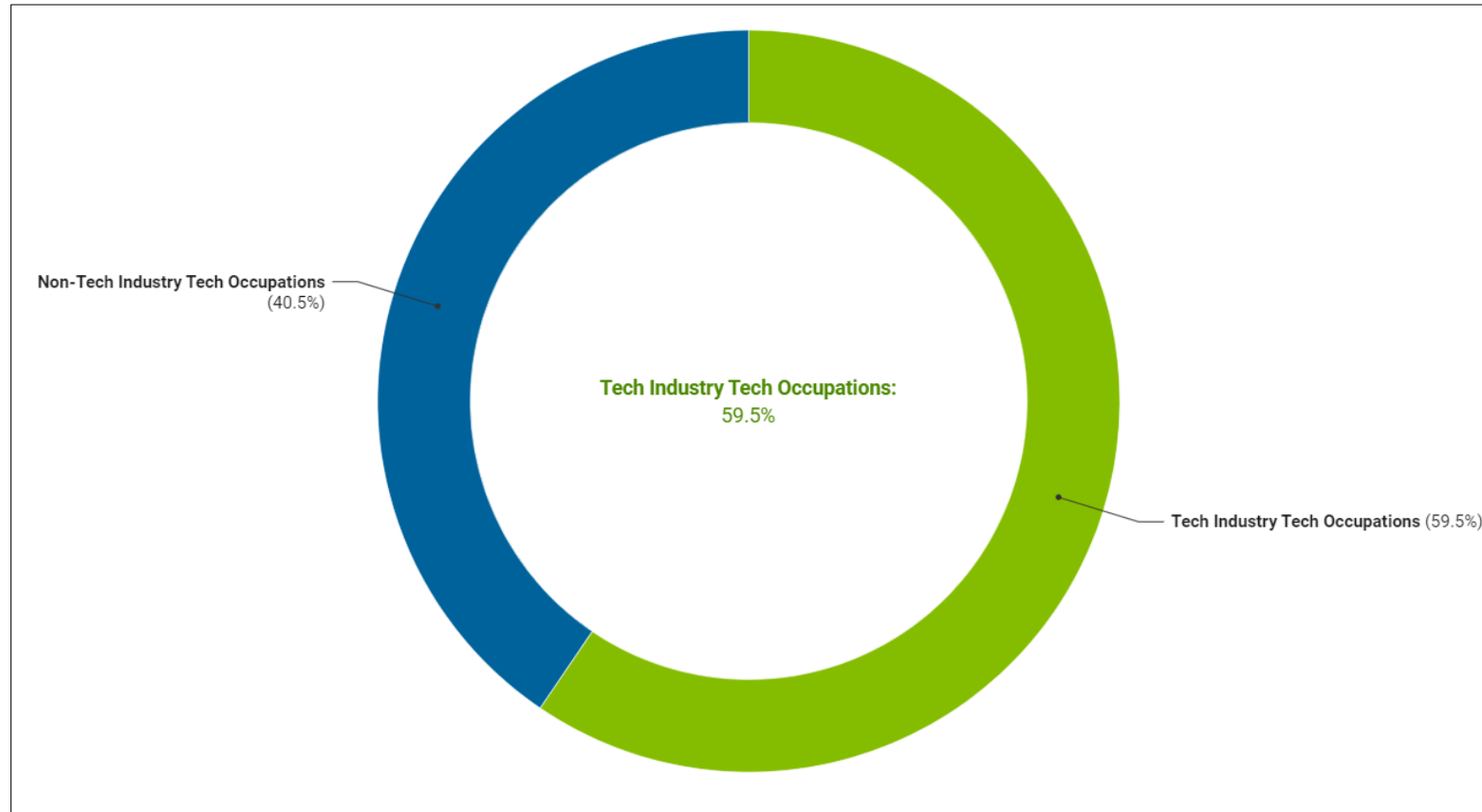
Source: CompTIA

Massachusetts Remains a Leader in Tech Jobs

State	2016 Jobs	2021 Jobs	2016 - 2021 Change	2016 - 2021 % Change	Tech as % of Total Jobs ▼
Massachusetts	308,973	356,567	47,594	15%	9.47%
Virginia	298,418	325,180	26,762	9%	7.48%
California	1,224,353	1,422,347	197,994	16%	7.40%
Texas	609,161	715,470	106,309	17%	5.07%
Michigan	225,882	214,645	-11,237	-5%	4.89%
New York	390,405	437,887	47,482	12%	4.53%
Pennsylvania	245,848	268,949	23,101	9%	4.35%
Florida	337,234	394,606	57,372	17%	4.04%
Illinois	249,841	249,435	-406	0%	4.04%
Ohio	191,718	201,695	9,977	5%	3.54%

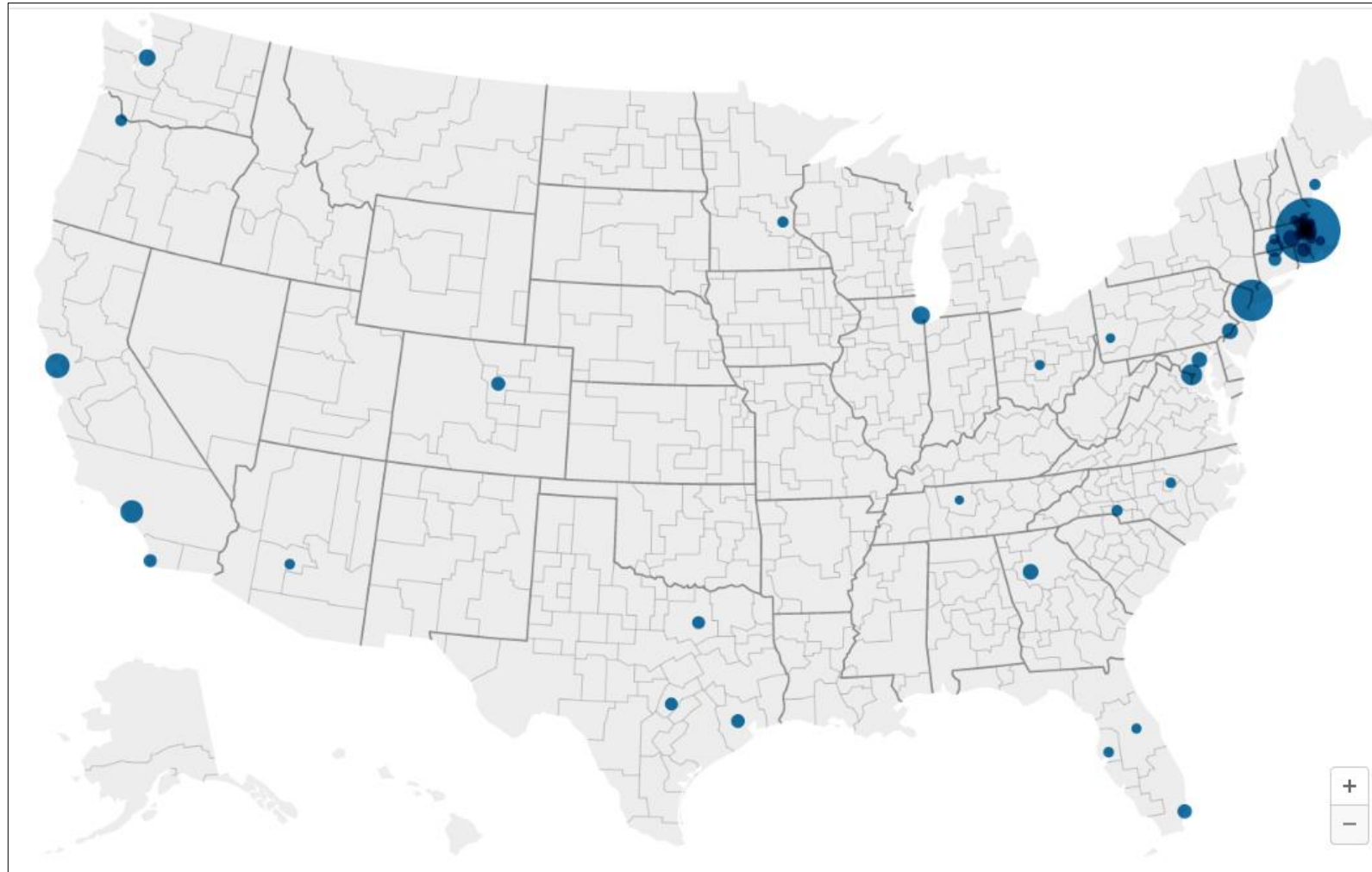
Source: CompTIA; 2-digit NAICS

Tech Jobs are Everywhere



Source: CompTIA; 2-digit NAICS

Migration Concentrations of MA Educated Tech Workers



Source: Emsi; Denotes regions with 5K or more profiles

MA Educated Tech Workers Remain in MA

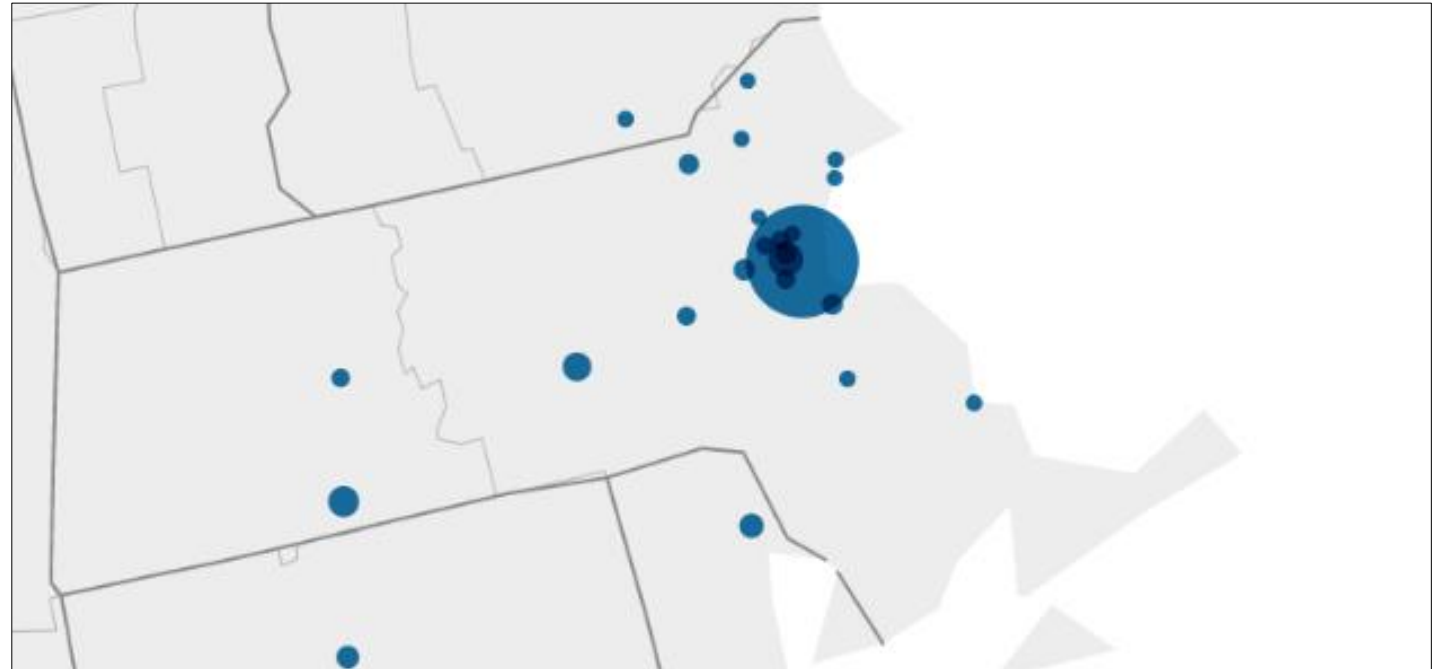
Lowell: MA Educated workforce = 10.4K
0.4% of Total MA Educated workforce

Beverly: MA Educated workforce = 6K
0.2% of Total MA Educated workforce

Andover: MA Educated workforce = 5.7K
0.2% of Total MA Educated workforce

Salem: MA Educated workforce = 5.5K
0.2% of Total MA Educated workforce

Haverhill: MA Educated workforce = 5.3K
0.2% of Total MA Educated workforce



Source: Emsi; Denotes regions with 5K or more profiles

Summary

- **The Massachusetts tech sector is strong, but it is highly concentrated in Boston**
- **“Brain drain” is not happening at the rate people fear**
- **Creating pathways for people to work in tech is creating opportunity for those people to earn roughly twice the average salary of many other industries**
- **Look beyond tech sector companies because over 40% of tech jobs reside in all other sectors**



Thank you!